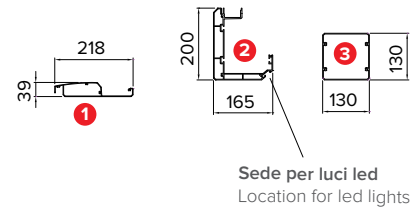
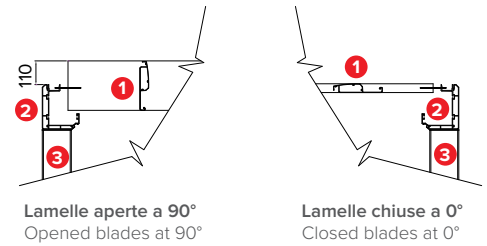
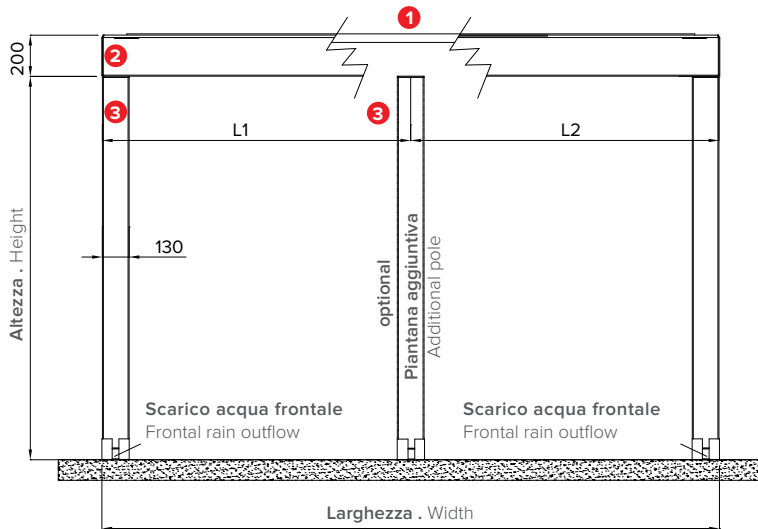


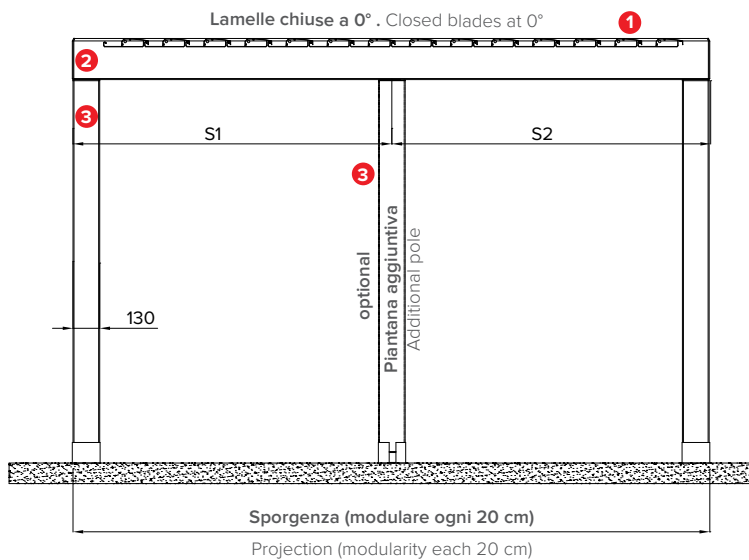
## Dati tecnici . Technical data

Quote espresse in mm - Dimensions in mm

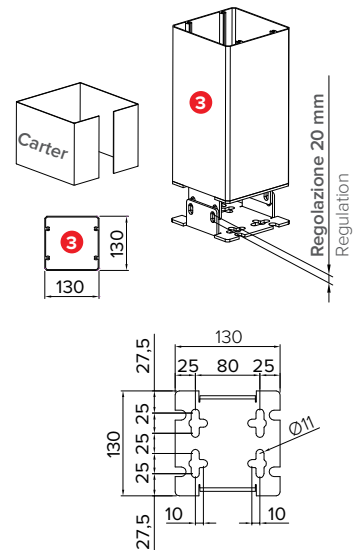
Vista frontale . Frontal view



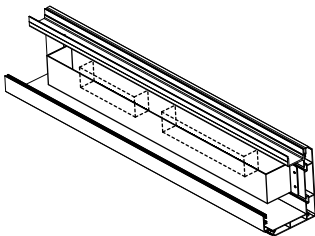
Vista laterale . Side view



Piede a terra . Foot



Carter per centraline . Carter for units  
081-924



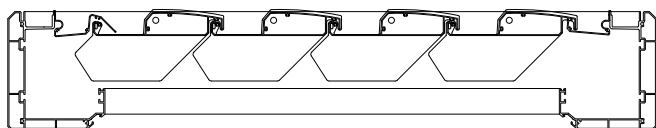
<b>Sporgenza</b> Projection	<b>S cm</b>	190	210	230	250	270	290	310	330	350	370	390	410	430	450	470	490	510
<b>Lamelle</b> Blades	<b>n°</b>	8	9	10	11	12	13	14	15	16	17	18	19	20	21	22	23	24

# R620 PERGOKLIMA

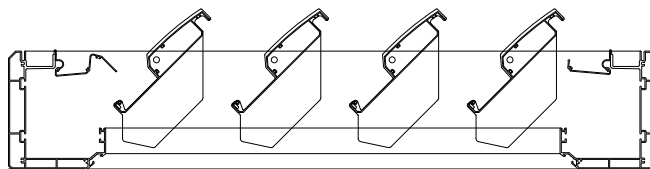
## Dettagli tecnici . Technical details

Quote espresse in mm - Dimensions in mm

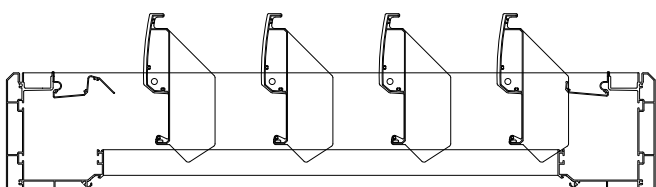
Rotazione lamelle a 0° . Blades rotation at 0°



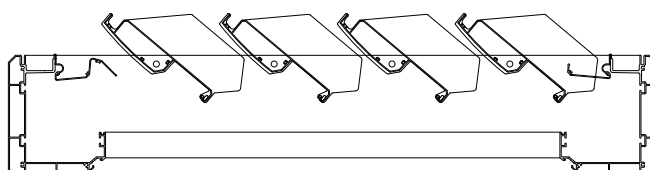
Rotazione lamelle a 45° . Blades rotation at 45°



Rotazione lamelle a 90° . Blades rotation at 90°



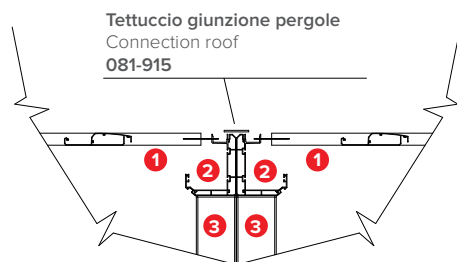
Rotazione lamelle a 140° . Blades rotation at 140°



Rotazione delle lamelle a 0°, 45°, 90° e 140° preimpostate su 4 pulsanti del telecomando; possibilità di regolazioni intermedie tramite i tre pulsanti del telecomando: apertura, stop e chiusura . Rotation blades at 0°, 45°, 90° and 140° on 4 preset buttons on the remote control; possibility of intermediate adjustments using the three buttons on the remote control: opening, closing and stop.

## TETTuccio PER MODULI AFFIANCATI . ROOF FOR ADJOINING MODULES

Vista laterale . Side view



## Legenda tecnica . Technical legend

- ① Lamella . Blade
- ② Profilo gronda perimetrale . Perimetric water-drain profile
- ③ Piantana 13x13 cm . Pole 13x13 cm