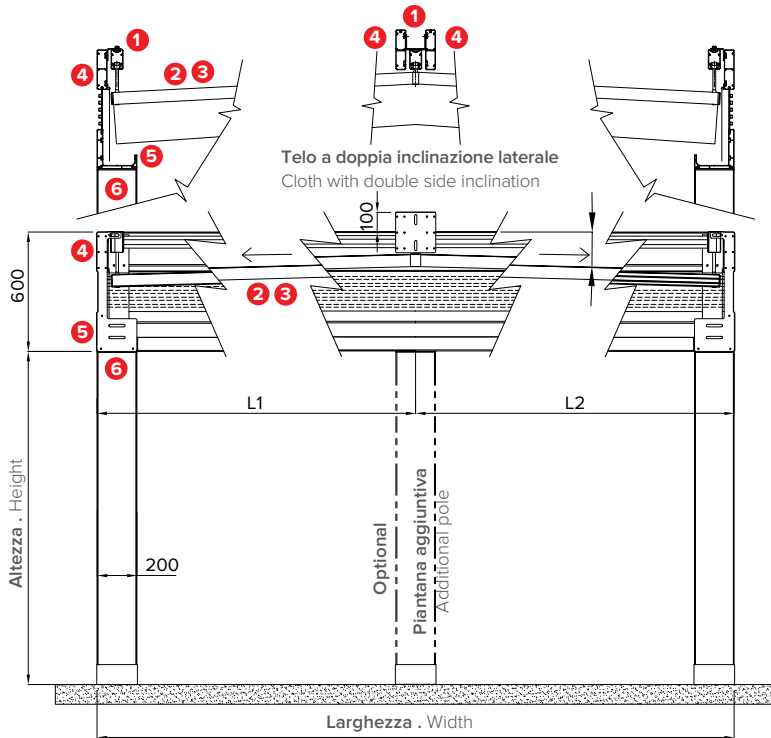


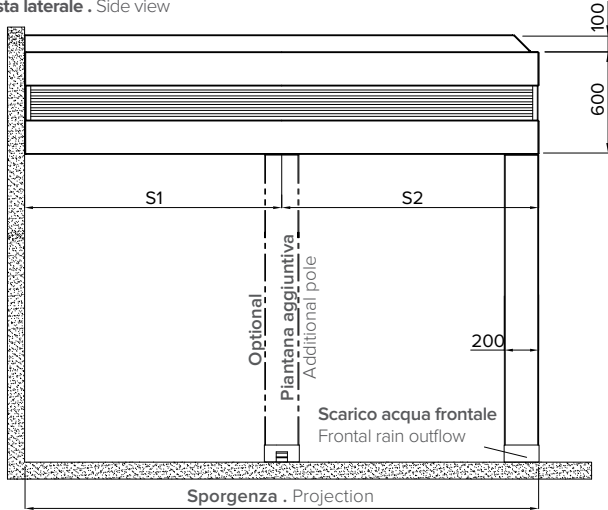
R210 PERGOLIFE

Dati tecnici . Technical data

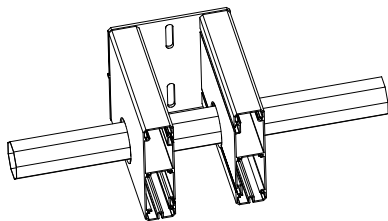
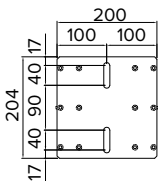
Modulo doppio . Double form Vista frontale . Frontal view



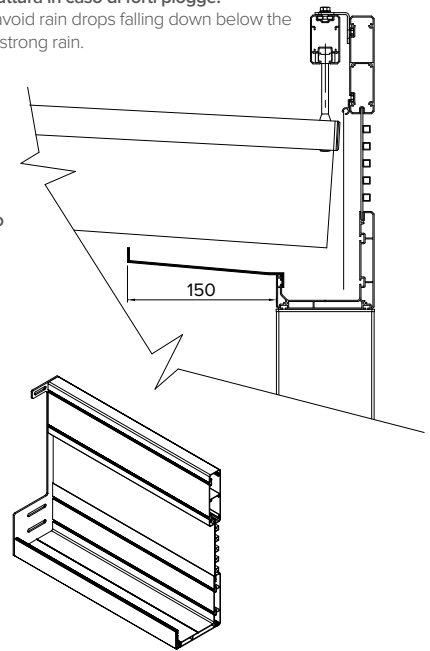
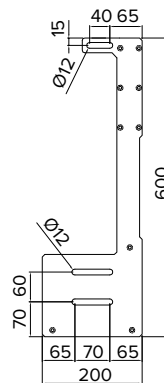
Vista laterale . Side view



Attacco centrale a muro
Wall central bracket



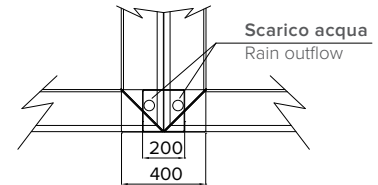
Attacco laterale a muro
Wall side bracket



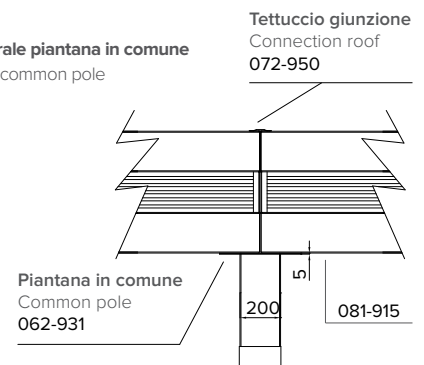
Quote espresse in mm - Dimensions in mm

Vista dall'alto piantana in comune

Top view common pole



Vista laterale piantana in comune
Side view common pole



Art 081-915 di dimensioni 80x5mm consigliato come spessore di compensazione per eventuali chiusure perimetrali.

Art 081-915 of dimensions 80x5mm recommended as thick compensation for any perimetric closings.

Gronda laterale aggiuntiva . Additional side water-drain
062 - 930

Consigliata per limitare gli eventuali schizzi d'acqua all'interno della struttura in caso di forti piogge.

Recommended to avoid rain drops falling down below the structure in case of strong rain.

Legenda tecnica . Technical legend

- 1 Guida . Rail
- 2 Frangitratta intermedi . Middle flowing profiles
- 3 Frangitratta terminale . Last flowing profile
- 4 Profilo struttura perimetrale . Perimetric profile
- 5 Profilo gronda perimetrale . Perimetric water-drain profile
- 6 Piantana . Pole

X Impacchettamento . Packing