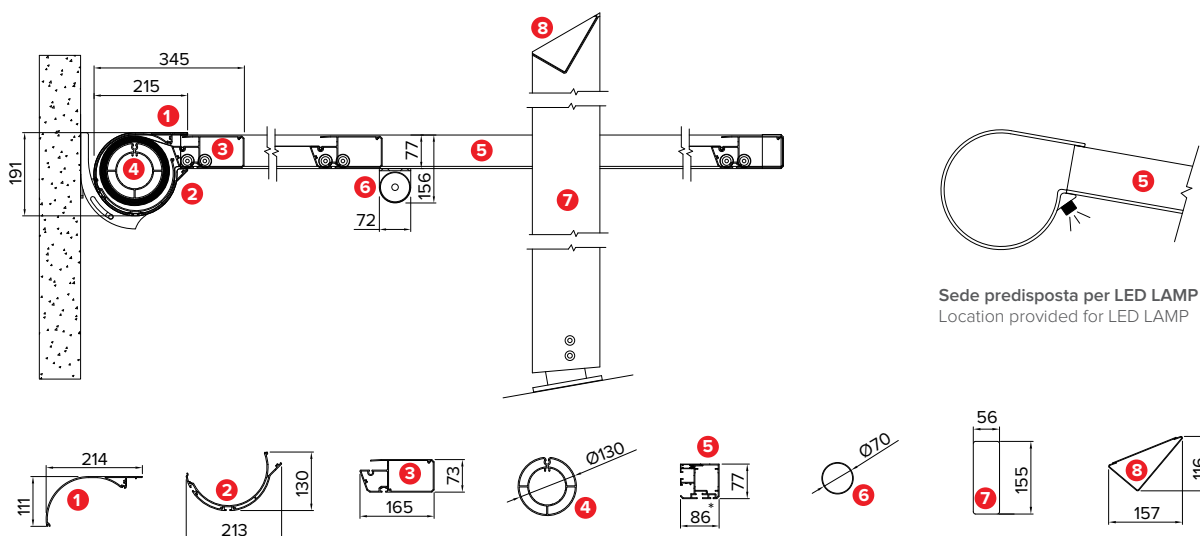


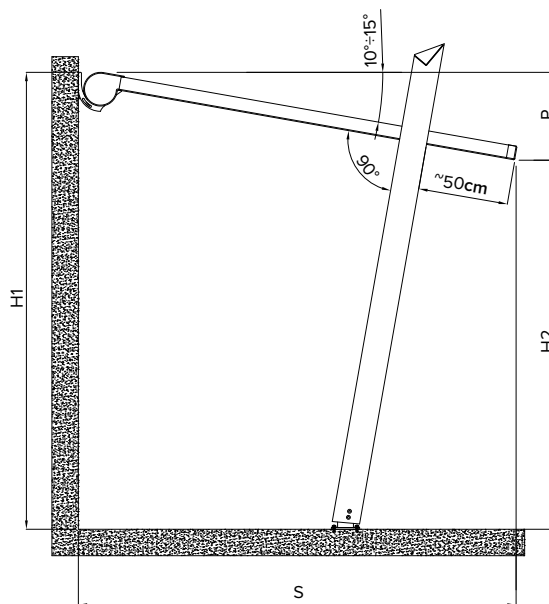
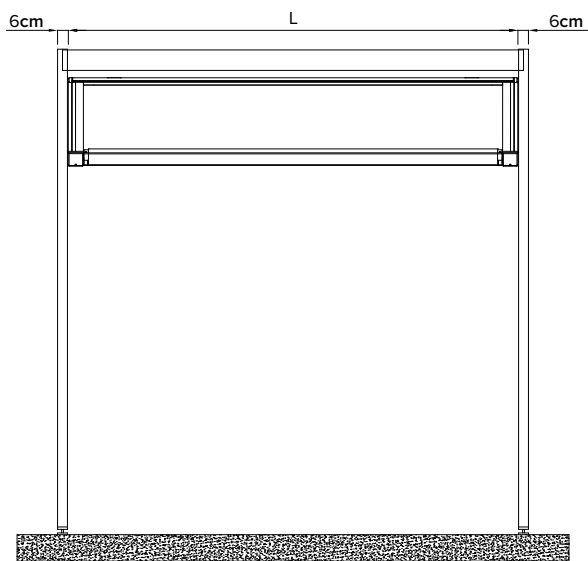
Dati tecnici . Technical data

Quote espresse in mm - Dimensions in mm



Vista frontale . Frontal view

Vista laterale . Side view



Inclinazione della pergola tra i 10° e 15° corrisponde ad una pendenza tra il 18% e il 27% della Sporgenza (S).
Inclination of the pergola from 10° to 15° corresponds to a slope between 18% and 27% of its projection (S).

* Sede per inserimento di luci LED o scorrevoli per teli a drappeggio . Location for inserting LED lights or sliders for drapes.

Sporgenza Projection	S cm	200	250	300	350	400	450
Pendenza ammissibile Required inclination	P cm	41÷58	50÷72	58÷85	67÷99	76÷112	85÷125
Frangivento Wind-break	n°	1	1	1	1	1	1

Si precisa che questa struttura è stata progettata per protezione solare. Adottando pendenze adeguate, e con l'impiego dei frangivento, indicati in tabella, la struttura può offrire anche un riparo da pioggia. Portata massima di pioggia ammessa di circa 8mm/h, pari ad una pioggia di media intensità. In caso di forti temporali si consiglia di ritrarre il telo, onde evitare la formazione di sacche d'acqua, evitando quindi di lasciare la struttura aperta incustodita.

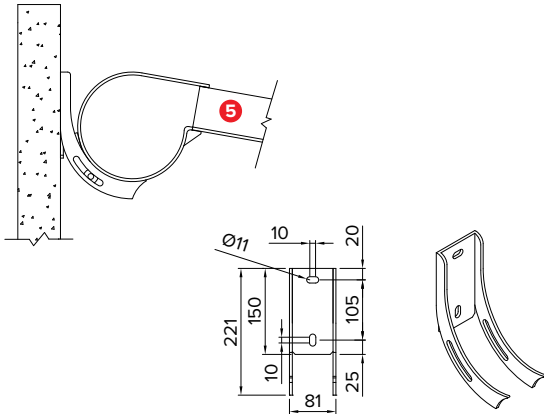
This structure has been projected for sun protection. With suitable slopes, and using windbreaks as indicated in the table, the structure can also offer a shelter from rain. Maximum permissible load of rain about 8mm / h, corresponding to a middle intensity rain. In case of heavy storms it is suggested to retract the cloth in order to avoid creation of water pockets, so avoiding to leave the structure open.

R173 PERGOZIP

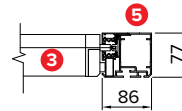
Dettagli tecnici . Technical details

Quote espresse in mm - Dimensions in mm

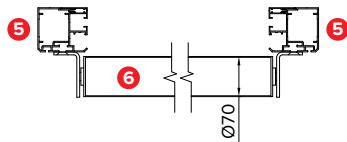
Staffa attacco parete . Wall application bracket



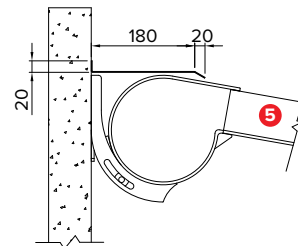
Dettaglio guida . Rail detail



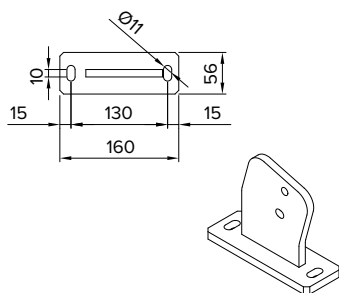
Dettaglio frangivento . Wind-break detail
088-930



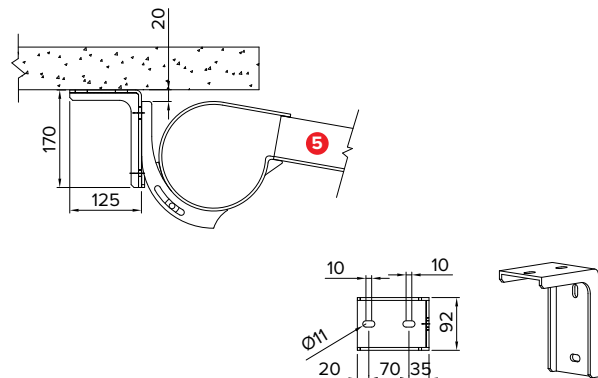
Dettaglio tettuccio . Roof detail
033-214



Piede a terra . Foot



Attacco a soffitto . Ceiling application
088-920



Legenda tecnica . Technical legend

- 1 Cassonetto superiore . Upper cassette
- 2 Cassonetto inferiore . Low cassette
- 3 Terminale scorrevole . Front bar
- 4 Rullo avvolgitore . Tube roll
- 5 Guida . Rail
- 6 Frangivento . Wind-break

- 7 Piantana in legno . Wood Pole
- 8 Traverso frontale . Frontal crossbeam

- H1 Altezza posteriore . Back height
- H2 Altezza frontale . Frontal height
- S Sporgenza . Projection
- P Pendenza . Inclination
- L Larghezza . Width