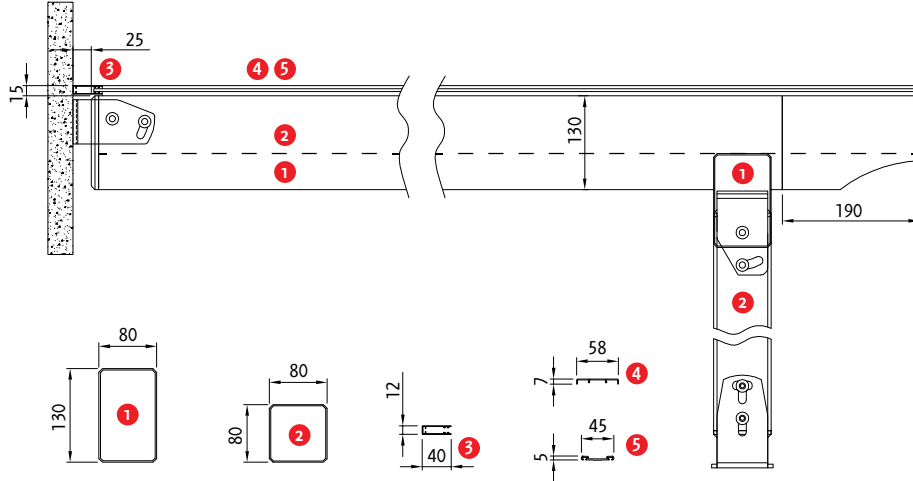


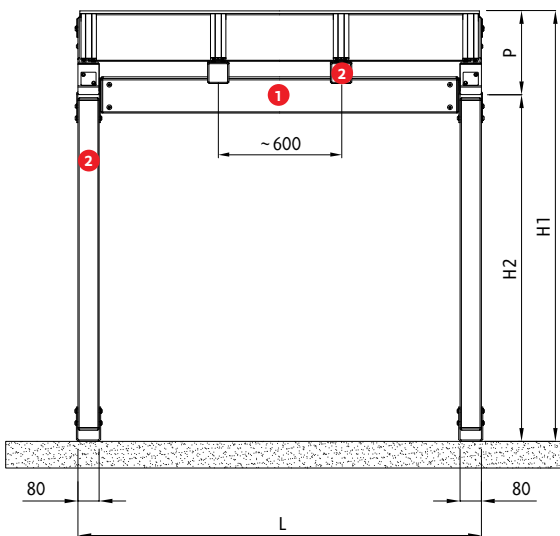


Dati tecnici . Technical data

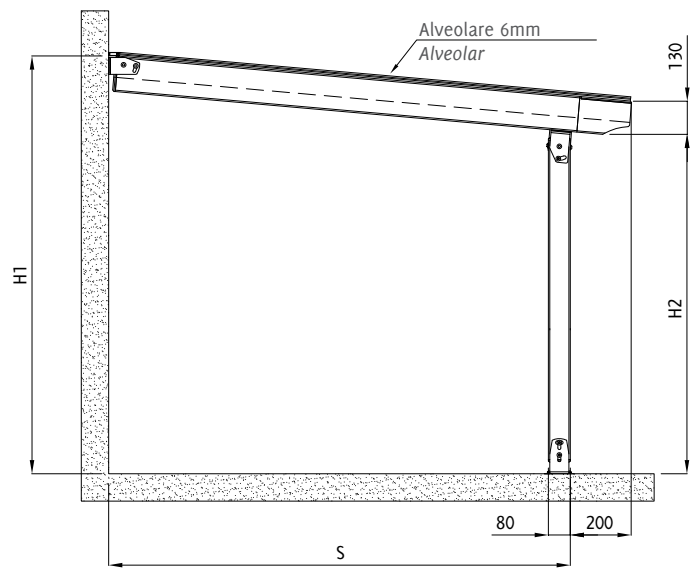
Quote espresse in mm - Dimensions in mm



Vista frontale . Frontal view



Vista laterale . Side view



Sporgenza Projection	S cm	300	350	400	450	500	550	600
Pendenza minima Least inclination	P cm	30	33	35	38	40	43	45

Se la struttura non ha le caratteristiche indicate, BT Group non si assume la responsabilità per eventuali problematiche inerenti al deflusso dell'acqua piovana. Le pendenze sono le minime garantite per un corretto deflusso dell'acqua piovana.

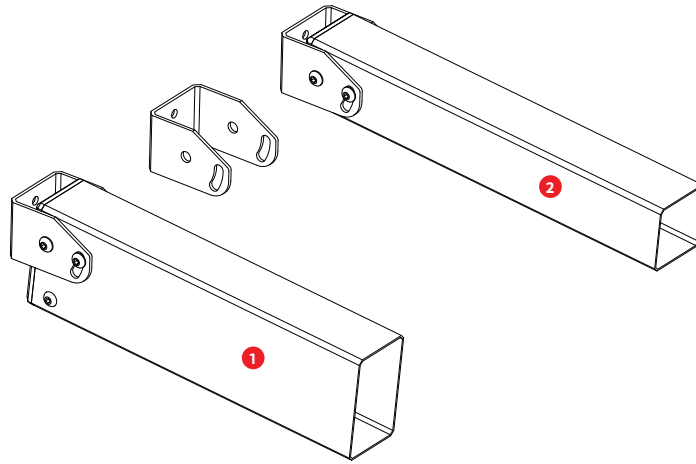
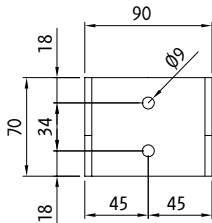
If this structure doesn't have these indicated features, BT Group will not be responsible for problems concerning the running-off of rainwater. Inclinations are the least guaranteed for a correct outflow of rainwater.

R116 SOLARIUM

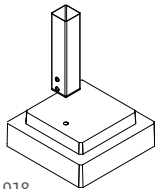
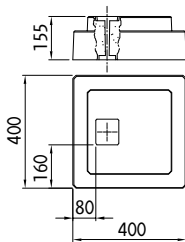
Dettagli tecnici . Technical details

Quote espresse in mm - Dimensions in mm

Attacco a parete . Wall application bracket

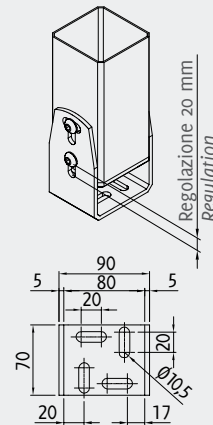


Basi in cemento
Cement base

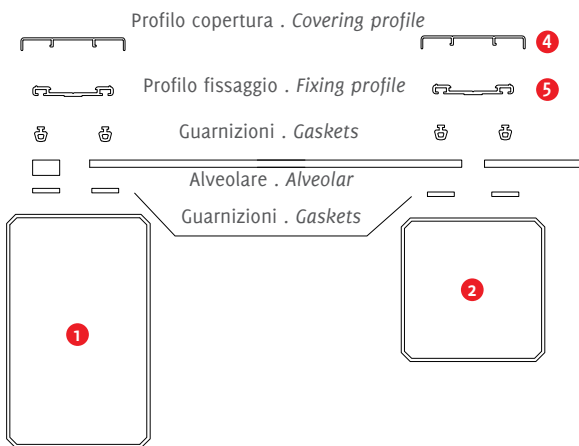


033 - 918

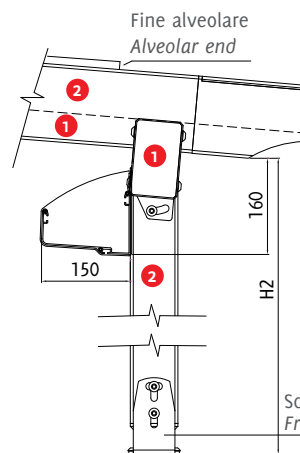
Piede a terra regolabile
Adjustable foot



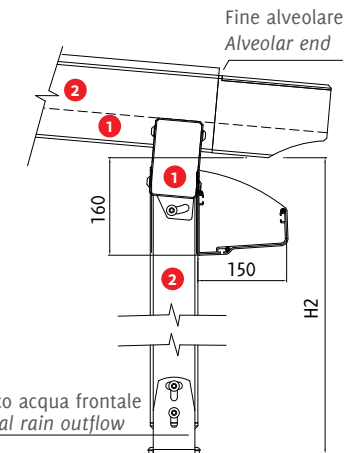
Dettaglio fissaggio alveolare
Alveolar fixing detail



Gronda frontale interna
Internal frontal water-drain



Gronda frontale esterna
External frontal water-drain



Legenda tecnica . Technical legend

- 1 Traverso . Crossbeam
- 2 Piantana / Traverso . Pole / Crossbeam
- 3 Profilo per alveolare . Alveolar profile
- 4 Profilo copertura . Covering profile
- 5 Profilo fissaggio . Fixing profile

- H1 Altezza posteriore . Back height
- H2 Altezza frontale . Frontal height
- S Sporgenza . Projection
- P Pendenza . Inclination
- L Larghezza . Width